



Georgia Senate Runoff Elections

25 Dec 2020 – 01 Jan 2021



Methodology & Sample Profile


This study was conducted by AtlasIntel, an independent research & data intelligence firm.

Random interviews of Georgia adults were conducted online and via live calls to cellphones and landlines between December 25 2020 and January 1 2021. The sample was post-stratified with propensity scores to match the profile of registered voters on the following variables: gender, region, age group, education, family income, and race. Results are reported for 1680 likely voters. The margin of error for likely voters is +/-2% at the 95% confidence level. Some percentages do not add up to 100% due to rounding.

More information about AtlasIntel can be obtained by visiting www.atlasintel.org.

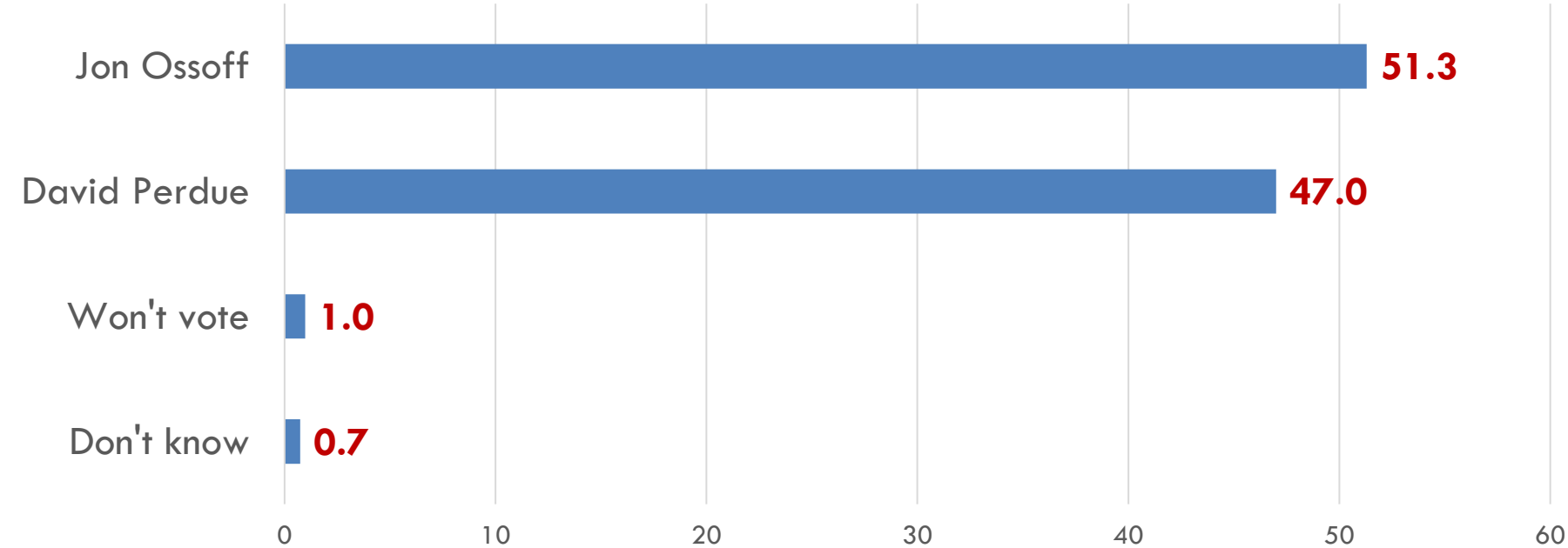
| Gender | | Partisanship (self-reported) | |
|-----------|-------|------------------------------------|-------|
| Female | 50.6% | Democrats | 34.4% |
| Male | 49.4% | Republicans | 36.2% |
| | | Independents | 29.4% |
| Age Group | | Household income | |
| 18 – 29 | 15.8% | Below 50k | 42.4% |
| 30 – 44 | 26.2% | 50k – 100k | 30.0% |
| 45 – 64 | 40.7% | Above 100k | 27.6% |
| 65+ | 17.3% | | |
| Race | | Education | |
| White | 60.9% | College degree or higher | 51.8% |
| Black | 28.8% | All other | 48.2% |
| Hispanic | 3.9% | | |
| Asian | 2.9% | Vote in 2020 Presidential Election | |
| Other | 3.6% | Donald Trump | 47.0% |
| | | Joe Biden | 46.0% |
| | | Other, don't remember, didn't vote | 7.0% |

I. Senate Runoff Election



Whom will you vote for in the runoff of the United States Senate election in Georgia, to be held on January 5, 2021?

| | |
|--------------|---------------|
| | <i>Dec-20</i> |
| David Perdue | 47 |
| Jon Ossoff | 51 |
| Don't know | 1 |
| Won't vote | 1 |



Whom will you vote for in the runoff of the United States Senate election in Georgia, to be held on January 5, 2021?

[Crosstabs]

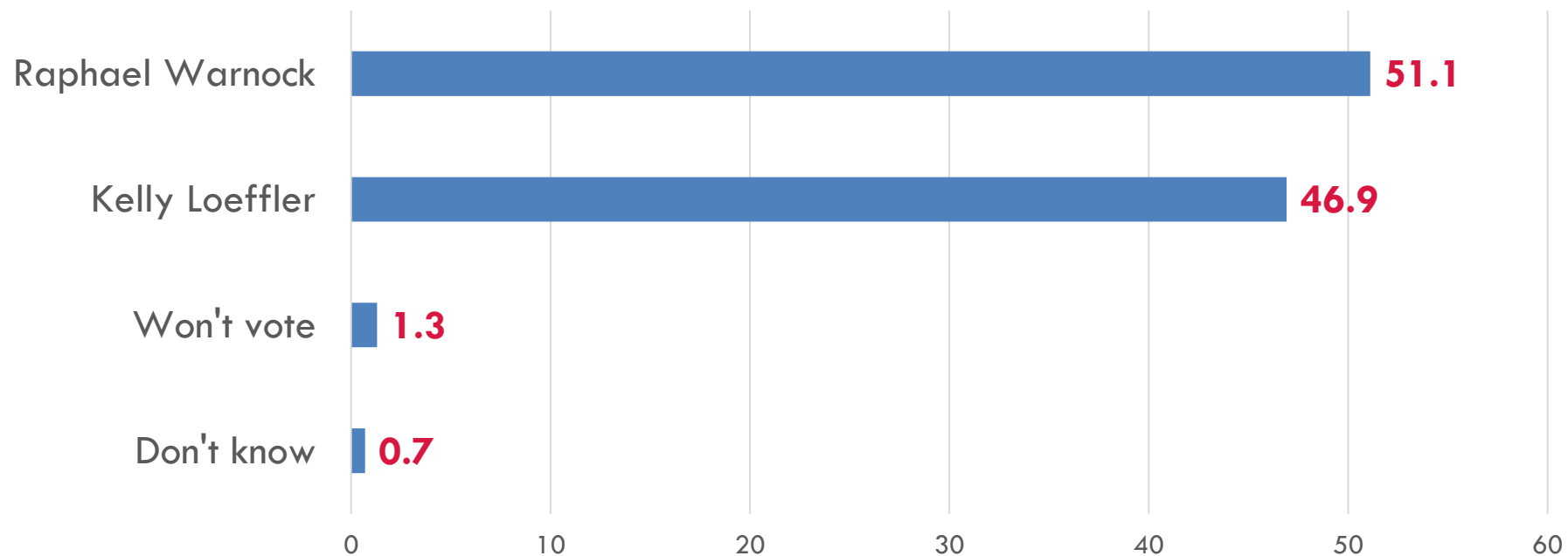
| | Sex | | Age | | | | Race | | | | | Income | | |
|--------------|-----|-------|---------|---------|---------|-----|-------|-------|----------|-------|-------|-------------|----------------|--------------|
| | Man | Woman | 16 - 29 | 30 - 44 | 45 - 64 | 65+ | Asian | Black | Hispanic | Other | White | Below \$50k | \$50k - \$100k | Above \$100k |
| David Perdue | 54 | 41 | 41 | 38 | 48 | 64 | 42 | 12 | 32 | 45 | 65 | 45 | 45 | 54 |
| Jon Ossoff | 45 | 58 | 57 | 61 | 50 | 33 | 58 | 88 | 65 | 50 | 33 | 53 | 53 | 45 |
| Don't know | 1 | 1 | 0 | 0 | 1 | 1 | 0 | 1 | 0 | 3 | 1 | 1 | 1 | 1 |
| Won't vote | 1 | 1 | 1 | 1 | 1 | 2 | 0 | 0 | 3 | 2 | 1 | 1 | 1 | 0 |

| | Partisanship | | | 2020 Presidential Election Vote | | | | | Voting Mode | | |
|--------------|--------------|-------------|------------|---------------------------------|-----------|-----------------|-------------|----------------|-------------------------|-----------------------|----------------------------|
| | Democrat | Independent | Republican | Donald Trump | Joe Biden | Other candidate | Didn't vote | Don't remember | By absentee mail ballot | In person, early vote | In person, on Election Day |
| David Perdue | 4 | 41 | 93 | 93 | 2 | 37 | 37 | 47 | 25 | 52 | 63 |
| Jon Ossoff | 96 | 55 | 6 | 6 | 98 | 56 | 56 | 44 | 75 | 47 | 32 |
| Don't know | 0 | 1 | 1 | 1 | 0 | 1 | 1 | 10 | 0 | 0 | 3 |
| Won't vote | 0 | 3 | 0 | 1 | 1 | 7 | 7 | 0 | 1 | 1 | 3 |



Whom will you vote for in the runoff of the United States Senate special election in Georgia, to be held on January 5, 2021?

| | <i>Dec-20</i> |
|-----------------|---------------|
| Kelly Loeffler | 47 |
| Raphael Warnock | 51 |
| Don't know | 1 |
| Won't vote | 1 |



Whom will you vote for in the runoff of the United States Senate special election in Georgia, to be held on January 5, 2021?

[Crosstabs]

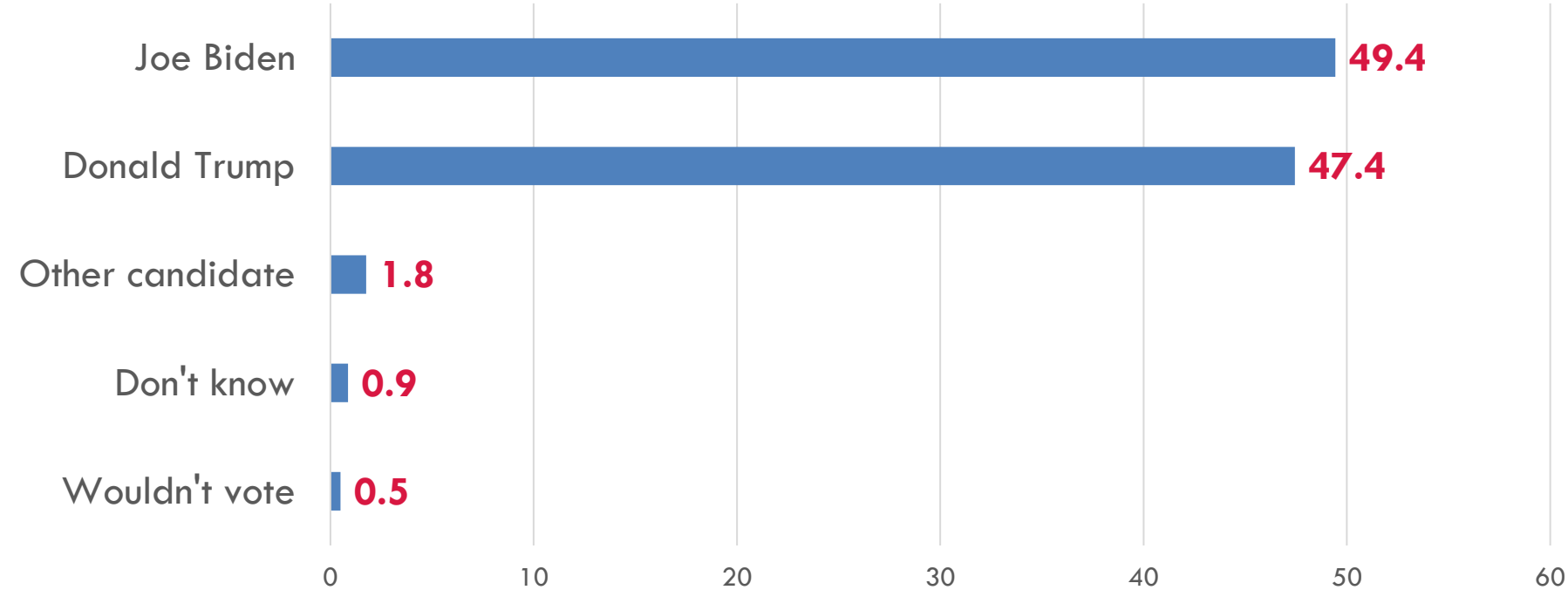
| | Sex | | Age | | | | Race | | | | | Income | | |
|-----------------|-----|-------|---------|---------|---------|-----|-------|-------|----------|-------|-------|-------------|----------------|--------------|
| | Man | Woman | 16 - 29 | 30 - 44 | 45 - 64 | 65+ | Asian | Black | Hispanic | Other | White | Below \$50k | \$50k - \$100k | Above \$100k |
| Kelly Loeffler | 53 | 41 | 41 | 38 | 48 | 65 | 42 | 11 | 32 | 45 | 65 | 44 | 45 | 54 |
| Raphael Warnock | 45 | 57 | 57 | 60 | 50 | 34 | 58 | 88 | 65 | 50 | 32 | 53 | 53 | 45 |
| Don't know | 0 | 1 | 0 | 1 | 1 | 0 | 0 | 1 | 0 | 3 | 1 | 1 | 0 | 1 |
| Won't vote | 1 | 1 | 2 | 1 | 1 | 2 | 0 | 0 | 3 | 2 | 2 | 2 | 1 | 0 |

| | Partisanship | | | 2020 Presidential Election Vote | | | | | Voting Mode | | |
|-----------------|--------------|-------------|------------|---------------------------------|-----------|-----------------|-------------|----------------|-------------------------|-----------------------|----------------------------|
| | Democrat | Independent | Republican | Donald Trump | Joe Biden | Other candidate | Didn't vote | Don't remember | By absentee mail ballot | In person, early vote | In person, on Election Day |
| Kelly Loeffler | 3 | 41 | 93 | 93 | 1 | 55 | 37 | 25 | 24 | 51 | 63 |
| Raphael Warnock | 96 | 55 | 6 | 5 | 98 | 38 | 56 | 66 | 74 | 48 | 31 |
| Don't know | 0 | 1 | 1 | 1 | 0 | 4 | 0 | 10 | 0 | 1 | 3 |
| Won't vote | 0 | 3 | 0 | 1 | 1 | 3 | 7 | 0 | 1 | 1 | 3 |



If the 2020 Presidential Election was held tomorrow, how would you vote?
(regardless of how you voted during the actual election).

| | |
|--------------|---------------|
| | <i>Dec-20</i> |
| Donald Trump | 47 |
| Joe Biden | 49 |
| Other | 3 |



If the 2020 Presidential Election was held tomorrow, how would you vote?
(regardless of how you voted during the actual election).

[Crosstabs]

| | Sex | | Age | | | | Race | | | | | Income | | |
|-----------------|-----|-------|---------|---------|---------|-----|-------|-------|----------|-------|-------|-------------|----------------|--------------|
| | Man | Woman | 16 - 29 | 30 - 44 | 45 - 64 | 65+ | Asian | Black | Hispanic | Other | White | Below \$50k | \$50k - \$100k | Above \$100k |
| Donald Trump | 53 | 42 | 43 | 37 | 49 | 63 | 43 | 10 | 41 | 45 | 66 | 47 | 45 | 51 |
| Joe Biden | 43 | 56 | 50 | 61 | 49 | 33 | 57 | 87 | 59 | 45 | 31 | 49 | 53 | 46 |
| Other candidate | 2 | 1 | 5 | 1 | 1 | 2 | 0 | 1 | 0 | 5 | 2 | 3 | 1 | 1 |
| Wouldn't vote | 1 | 0 | 1 | 0 | 0 | 0 | 0 | 1 | 0 | 2 | 0 | 1 | 0 | 1 |
| Don't know | 1 | 0 | 0 | 1 | 1 | 1 | 0 | 1 | 0 | 3 | 1 | 1 | 1 | 1 |

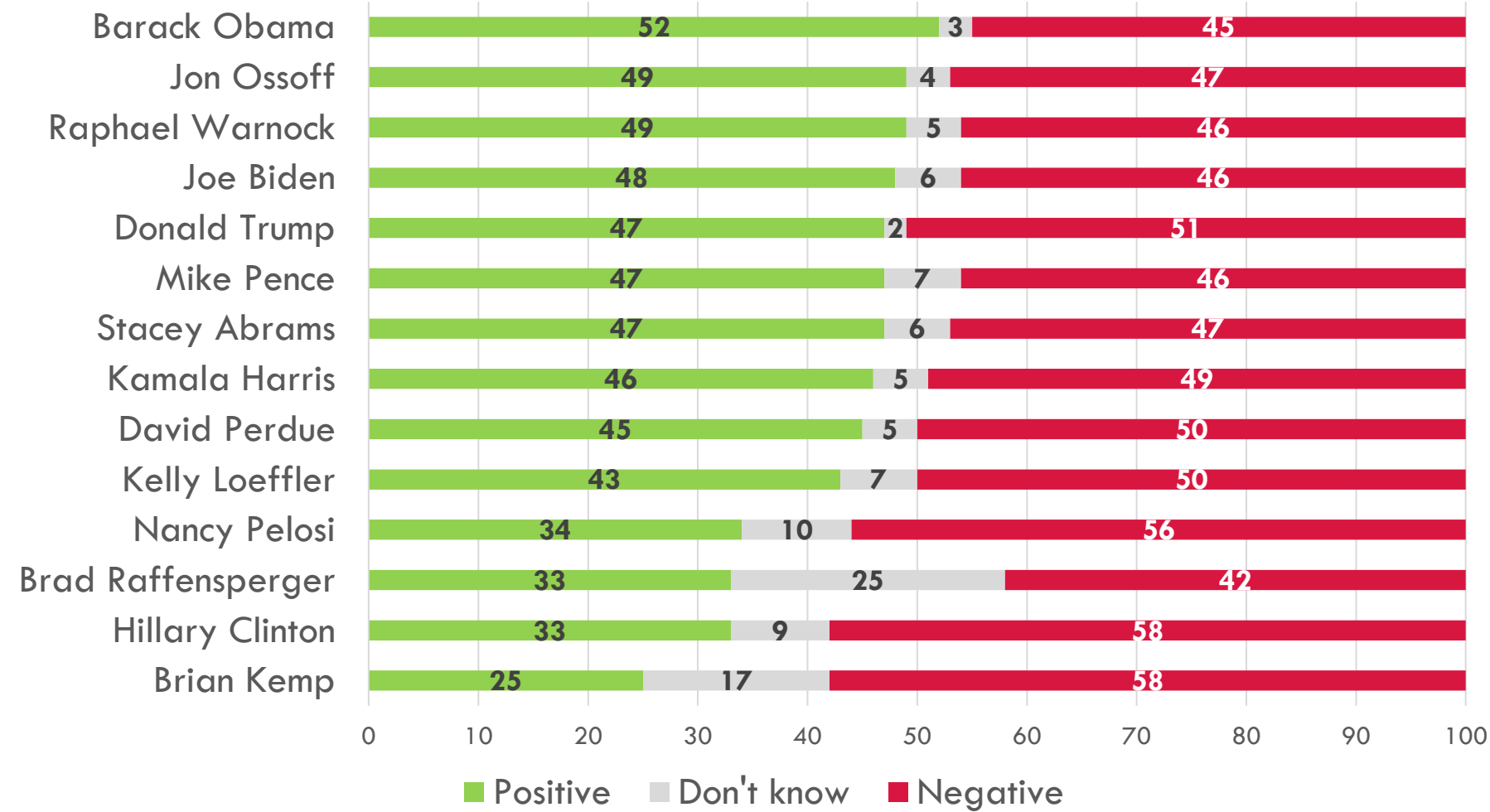
| | Partisanship | | | 2020 Presidential Election Vote | | | | | Voting Mode | | |
|-----------------|--------------|-------------|------------|---------------------------------|-----------|-----------------|-------------|----------------|-------------------------|-----------------------|----------------------------|
| | Democrat | Independent | Republican | Donald Trump | Joe Biden | Other candidate | Didn't vote | Don't remember | By absentee mail ballot | In person, early vote | In person, on Election Day |
| Donald Trump | 3 | 42 | 94 | 96 | 1 | 24 | 33 | 29 | 25 | 51 | 68 |
| Joe Biden | 95 | 51 | 5 | 3 | 99 | 10 | 47 | 58 | 72 | 47 | 27 |
| Other candidate | 1 | 4 | 1 | 1 | 1 | 60 | 4 | 0 | 2 | 2 | 2 |
| Wouldn't vote | 0 | 1 | 0 | 0 | 0 | 3 | 7 | 0 | 0 | 0 | 2 |
| Don't know | 0 | 2 | 0 | 1 | 0 | 3 | 9 | 13 | 1 | 1 | 1 |



II. Image of Political Leaders



Do you have a positive or negative image of the following politicians?

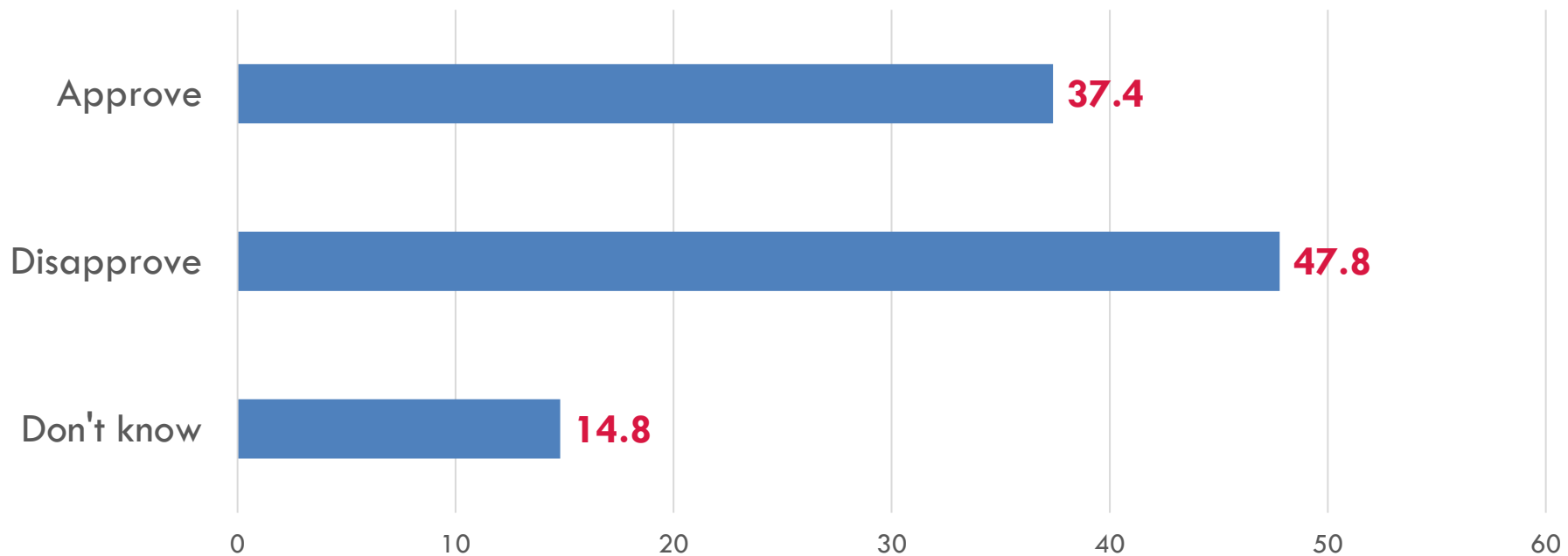




III. Election Fraud Allegations

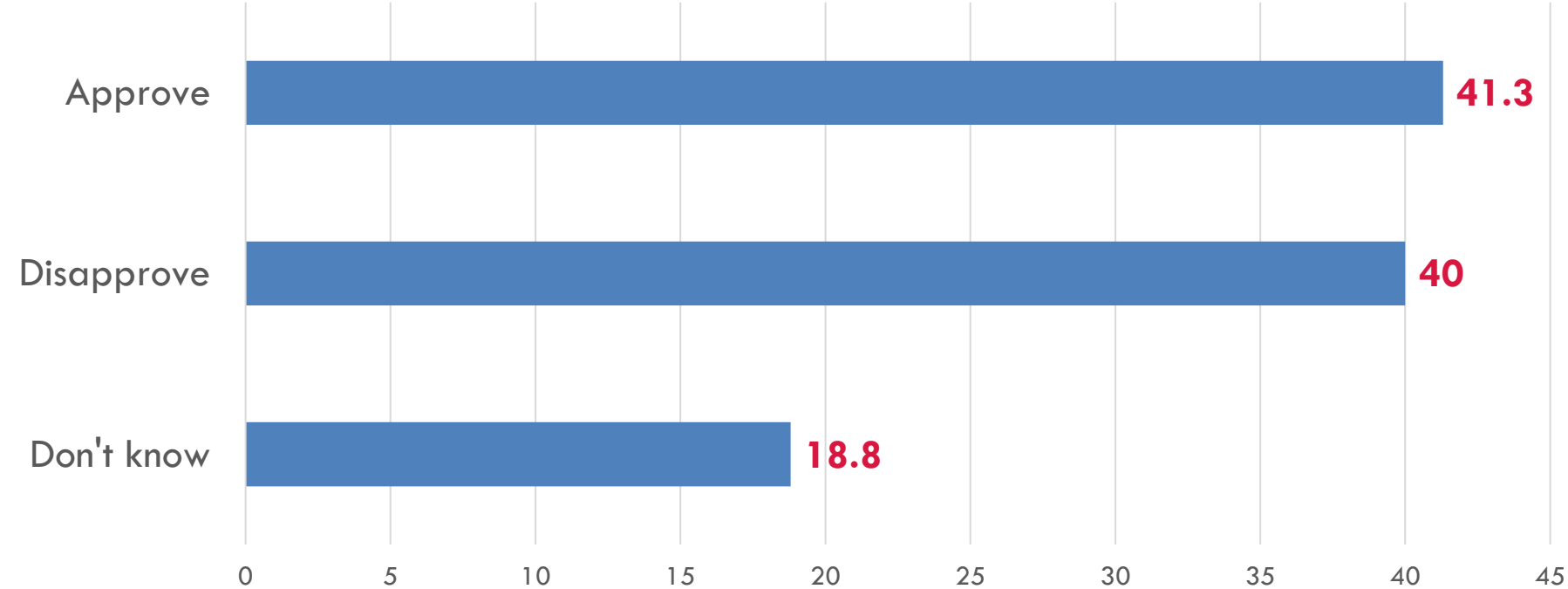
Do you approve or disapprove of Governor Brian Kemp's conduct during the 2020 Presidential Election?

| | <i>Dec-20</i> |
|------------|---------------|
| Approve | 37 |
| Disapprove | 48 |
| Don't know | 15 |



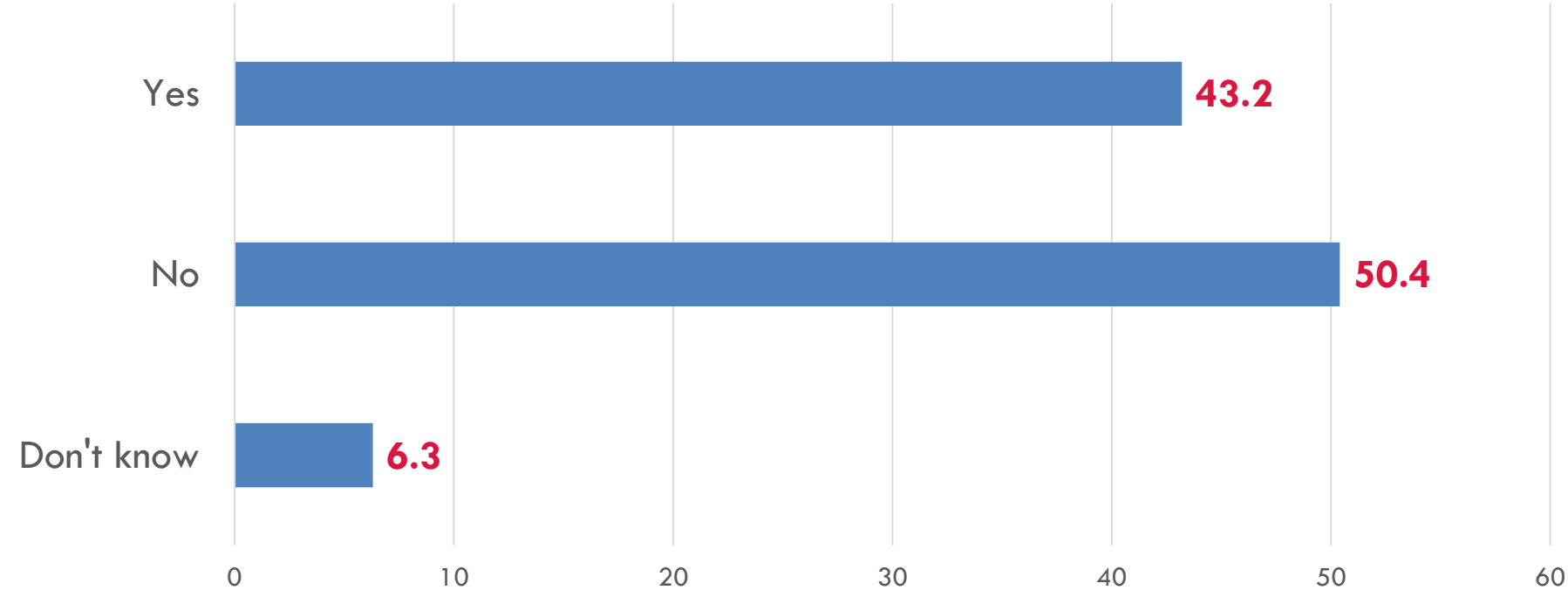
Do you approve or disapprove of Secretary of State Brad Raffensperger’s conduct during the 2020 Presidential Election?

| | |
|------------|---------------|
| | <i>Dec-20</i> |
| Approve | 52 |
| Disapprove | 45 |
| Don't know | 3 |



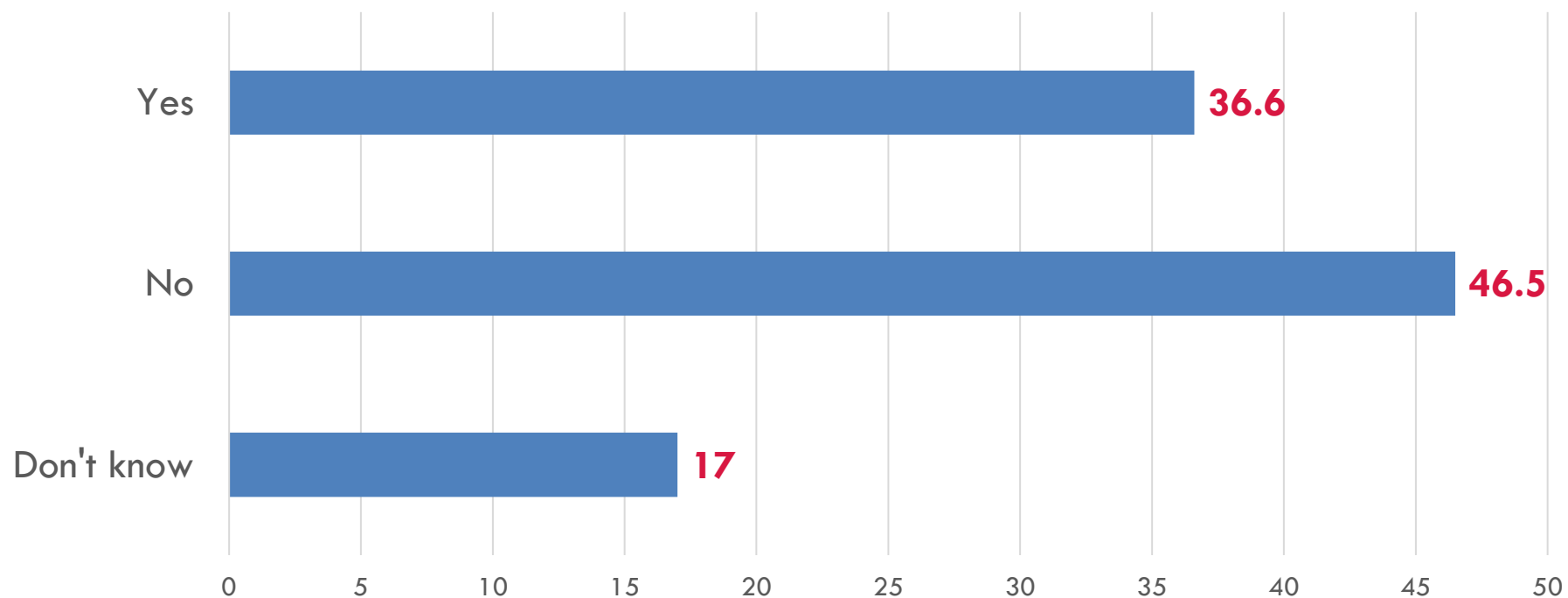
Do you think Joe Biden won Georgia in the 2020 Presidential Election due to election fraud?

| | |
|------------|---------------|
| | <i>Dec-20</i> |
| Yes | 43 |
| No | 50 |
| Don't know | 6 |



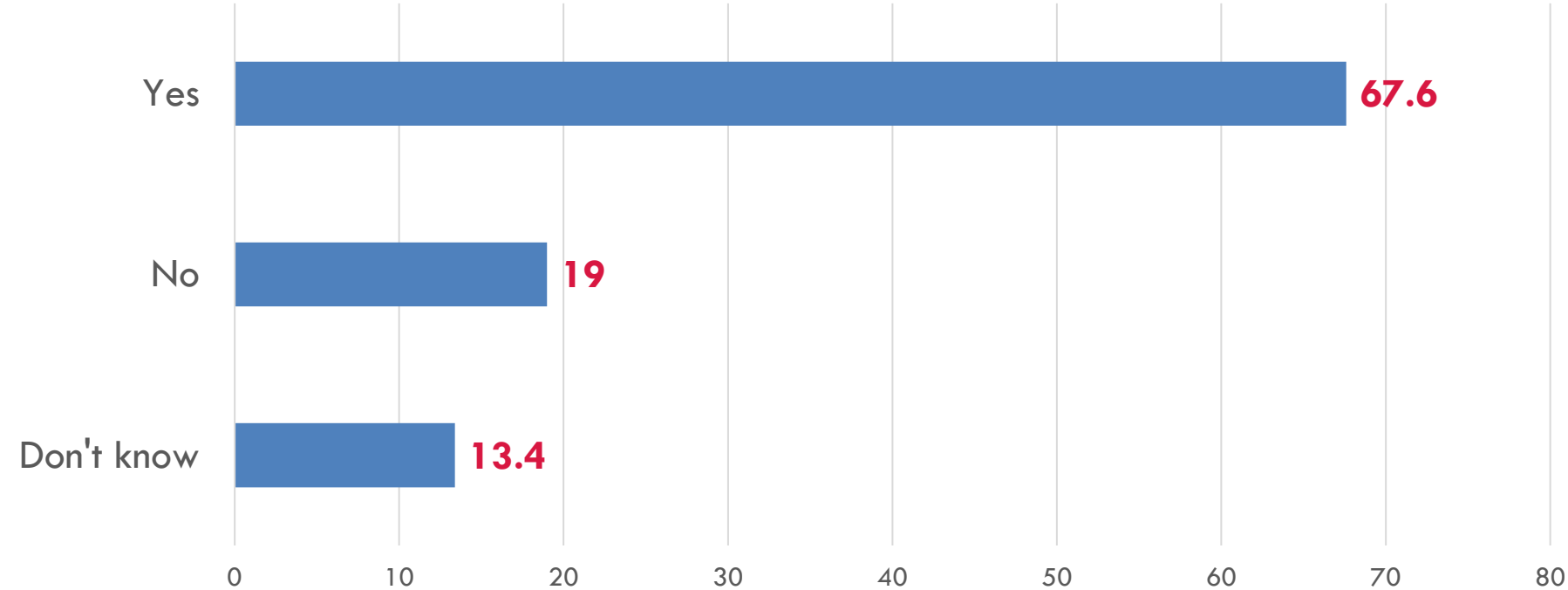
In your opinion, will election fraud affect the results of the January 5 2021 runoff for the Georgia Senate elections?

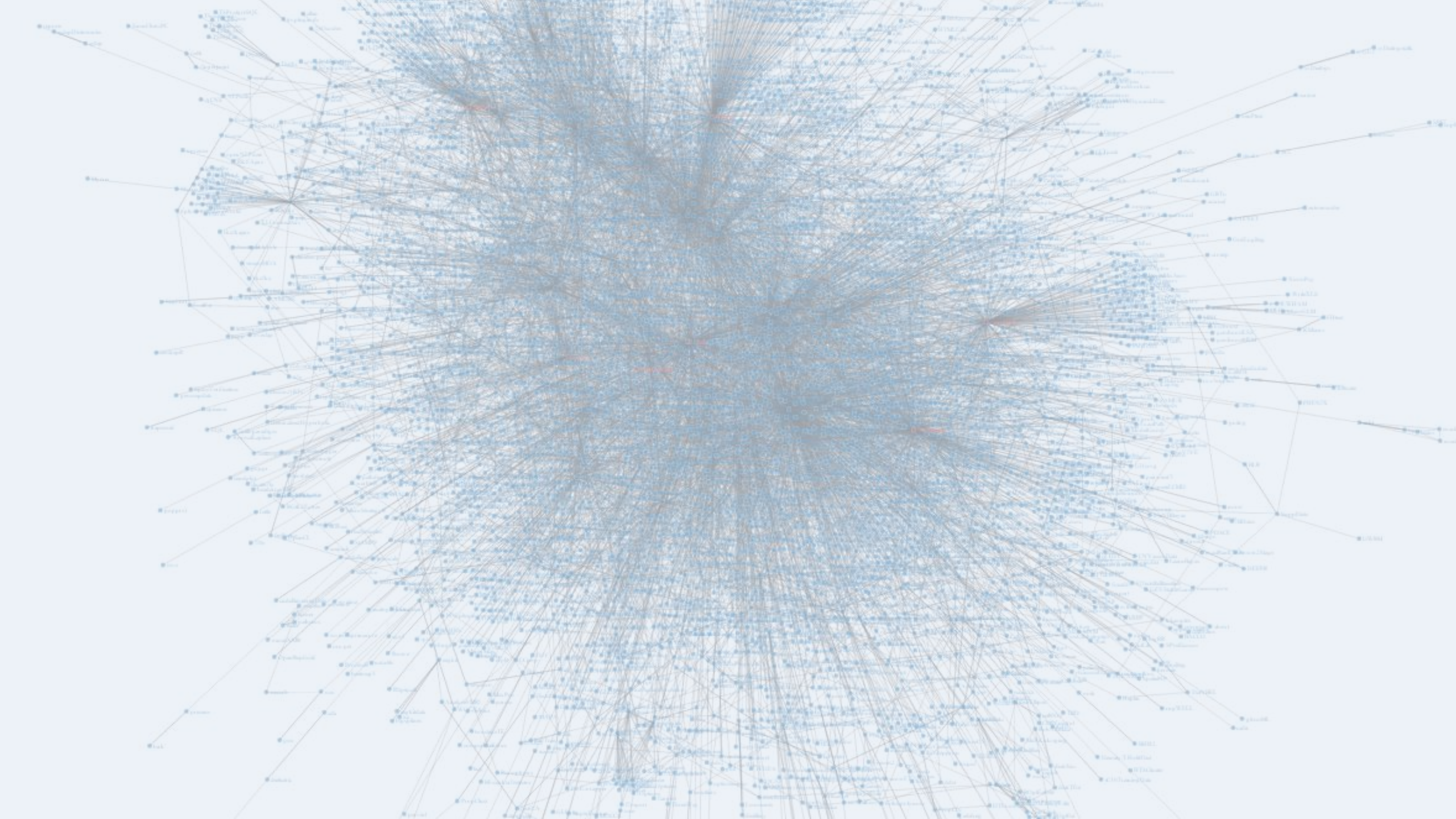
| | <i>Dec-20</i> |
|------------|---------------|
| Yes | 37 |
| No | 46 |
| Don't know | 17 |



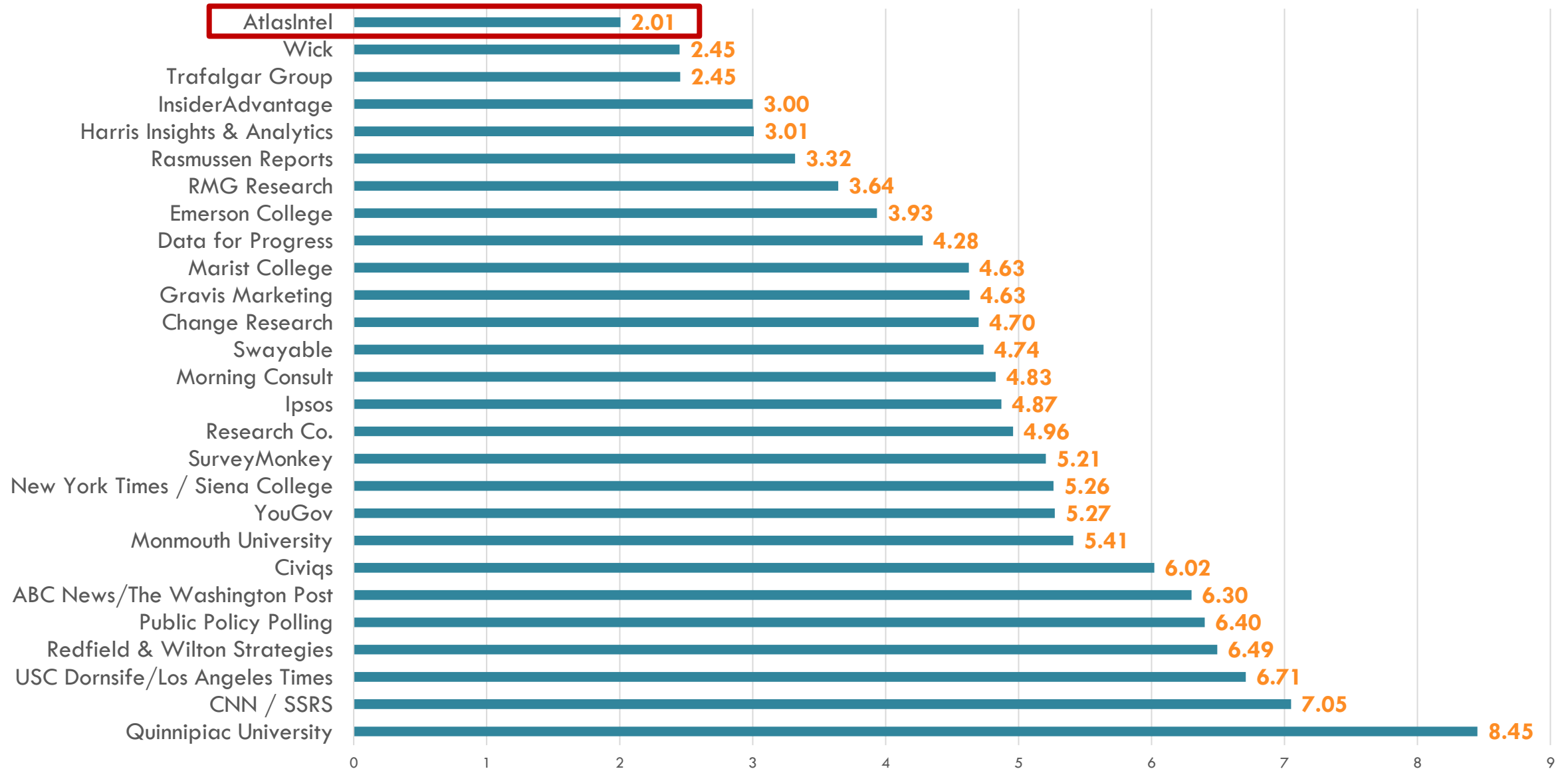
Do you support the introduction of voter ID verification for absentee ballots?

| | |
|------------|---------------|
| | <i>Dec-20</i> |
| Yes | 68 |
| No | 19 |
| Don't know | 13 |





AtlasIntel was the best pollster of the 2020 US presidential election, with an average error of 2.01% in the estimated margin of victory in state and national-level polls.



Note: Based on differences between margins of victory in polls vs. final vote count; includes pollsters releasing at least 5 national and battleground state polls in the last 10 days prior to ED (11/3).

Data source: <https://data.fivethirtyeight.com/> for polling data; <https://results.decisiondeskhq.com/> for vote count data. Updated as of 5:30pm EST on 12/07/2020.

All AtlasIntel polls in the 2020 US election cycle were able to anticipate the result within the margin of error.
The average error was smaller than that of any forecaster or polling average.

| | | | 1 | | 2 | | 3 | | 4 | | 5 | | 6 | | 7 | | 8 | |
|----------------|-----------|------------|------------|-------|-------------|-------|---------------------|-------|-----------------|-------|--------------|-------|-----------|-------|--------------|-------|------------|-------|
| | | | AtlasIntel | | Plural Vote | | Real Clear Politics | | FiveThirtyEight | | JHK Forecast | | Economist | | DecisionDesk | | LeanTossup | |
| | Candidate | Vote share | Result | Error | Result | Error | Result | Error | Result | Error | Result | Error | Result | Error | Result | Error | Result | Error |
| National | Biden | 51.3 | 50.9 | 0.4 | | | 51.2 | 0.1 | 51.8 | 0.5 | 52.6 | 1.3 | 54.4 | 3.1 | | | | |
| | Trump | 46.9 | 46.2 | 0.7 | | | 44 | 2.9 | 43.4 | 3.5 | 44.4 | 2.5 | 45.6 | 1.3 | | | | |
| Arizona | Biden | 49.4 | 48.1 | 1.3 | 46.9 | 2.5 | 47.9 | 1.5 | 48.7 | 0.7 | 49.8 | 0.4 | 51.2 | 1.8 | 48.1 | 1.3 | 51.4 | 2.0 |
| | Trump | 49.1 | 50.4 | 1.3 | 48.3 | 0.8 | 47 | 2.1 | 46.1 | 3.0 | 47 | 2.1 | 48.8 | 0.3 | 45.6 | 3.5 | 45.4 | 3.7 |
| Florida | Biden | 47.9 | 48.6 | 0.7 | 48.3 | 0.4 | 47.9 | 0.0 | 46.6 | 1.3 | 50.3 | 2.4 | 51.7 | 3.8 | 48.6 | 0.7 | 45.9 | 2.0 |
| | Trump | 51.2 | 48.5 | 2.7 | 47.6 | 3.6 | 47 | 4.2 | 49.1 | 2.1 | 47.6 | 3.6 | 48.3 | 2.9 | 46.2 | 5.0 | 51 | 0.2 |
| Georgia | Biden | 49.5 | 46.1 | 3.4 | 47.7 | 1.8 | 47.2 | 2.3 | 48.5 | 1.0 | 49.6 | 0.1 | 50.4 | 0.9 | 48.2 | 1.3 | 50.2 | 0.7 |
| | Trump | 49.3 | 48.3 | 1.0 | 47.7 | 1.6 | 48.2 | 1.1 | 47.4 | 1.9 | 48 | 1.3 | 49.6 | 0.3 | 46.5 | 2.8 | 46.6 | 2.7 |
| Michigan | Biden | 50.6 | 48.3 | 2.3 | 50.6 | 0 | 50 | 0.6 | 51.2 | 0.6 | 52.7 | 2.1 | 54.2 | 3.6 | 50.5 | 0.1 | 54.2 | 3.6 |
| | Trump | 47.9 | 45.9 | 2.0 | 44.5 | 3.4 | 45.8 | 2.1 | 43.2 | 4.7 | 45 | 2.9 | 45.8 | 2.1 | 42.8 | 5.1 | 42.6 | 5.3 |
| Nevada | Biden | 50 | | | 49.5 | 0.5 | 48.7 | 1.3 | 49.7 | 0.3 | 51.5 | 1.5 | 53.4 | 3.4 | 49.2 | 0.8 | 53.2 | 3.2 |
| | Trump | 47.7 | | | 46 | 1.7 | 46.3 | 1.4 | 44.4 | 3.3 | 45 | 2.7 | 46.6 | 1.1 | 42.7 | 5.0 | 42.5 | 5.2 |
| North Carolina | Biden | 48.7 | 47.5 | 1.2 | 47.4 | 1.3 | 47.6 | 1.1 | 48.9 | 0.2 | 50 | 1.3 | 51 | 2.3 | 48.9 | 0.2 | 50.7 | 2.0 |
| | Trump | 50.1 | 49.5 | 0.6 | 48 | 2.1 | 47.8 | 2.3 | 47.1 | 3.0 | 48 | 2.1 | 49 | 1.1 | 46.8 | 3.3 | 46.1 | 4.0 |
| Pennsylvania | Biden | 50 | 48.5 | 1.5 | 48.1 | 1.9 | 48.7 | 1.3 | 50.2 | 0.2 | 51.5 | 1.5 | 53.1 | 3.1 | 50 | 0.0 | 52.1 | 2.1 |
| | Trump | 48.8 | 49.6 | 0.8 | 49 | 0.2 | 47.5 | 1.3 | 45.6 | 3.2 | 46 | 2.8 | 46.9 | 1.9 | 44.6 | 4.2 | 44.7 | 4.1 |
| Texas | Biden | 46.5 | 47.3 | 0.8 | 47.4 | 0.9 | 47.8 | 1.3 | 47.4 | 0.9 | 48 | 1.5 | 51.1 | 4.6 | 46.7 | 0.2 | 49.8 | 3.3 |
| | Trump | 52.1 | 50 | 2.1 | 48.9 | 3.2 | 46.5 | 5.6 | 48.6 | 3.5 | 49.7 | 2.4 | 48.9 | 3.2 | 47.9 | 4.2 | 47.1 | 5.0 |
| Wisconsin | Biden | 49.6 | 50.6 | 1.0 | 50 | 0.4 | 51 | 1.4 | 52.1 | 2.5 | 52.4 | 2.8 | 54 | 4.4 | 51 | 1.4 | 52.9 | 3.3 |
| | Trump | 48.9 | 48.7 | 0.2 | 47.4 | 1.5 | 44.3 | 4.6 | 43.7 | 5.2 | 44.4 | 4.5 | 46 | 2.9 | 43.4 | 5.5 | 43.9 | 5.0 |
| Average error | | | | 1.34 | | 1.54 | | 1.93 | | 2.08 | | 2.09 | | 2.40 | | 2.48 | | 3.19 |

* includes battleground states won by Joe Biden or Donald Trump within less than a 7% margin

AtlasIntel polls for the 2020 US democratic primaries had the smallest mean error across all pollsters. AtlasIntel conducted the most accurate polls in New Hampshire, California, and Florida.

| pollster | mean error |
|---------------------------------------|------------|
| IRKM Research and Communications Inc. | 0.06354 |
| University of Massachusetts Lowell | 0.06194 |
| Monmouth University | 0.05217 |
| YouGov | 0.05006 |
| Marist College | 0.04994 |
| University of New Hampshire | 0.04254 |
| American Research Group | 0.04207 |
| Change Research | 0.04170 |
| Park Street Strategies | 0.03640 |
| Emerson College | 0.03567 |
| Suffolk University | 0.03454 |
| Civiqs | 0.03360 |
| David Binder Research | 0.03040 |
| Data for Progress | 0.02943 |
| Elucd | 0.02710 |
| AtlasIntel | 0.02594 |

Performance up to February 12 2020

Source: G. Elliott Morris, The Economist

<https://twitter.com/gelliottmorris/status/1227454160813088769>

| QUALIFYING POLLSTERS | | | |
|----------------------|------------------------------------|-------|------------|
| Rank | Pollster | RMSE | # of Polls |
| 1 | ATLASINTEL | 4.74 | 7 |
| 2 | DATA FOR PROGRESS | 5.92 | 23 |
| 3 | EMERSON COLLEGE | 5.50 | 7 |
| 4 | MONMOUTH UNIVERSITY | 6.27 | 6 |
| 5 | CHANGE RESEARCH | 6.92 | 6 |
| 6 | YUOGOV | 6.98 | 7 |
| 7 | SWAYABLE | 8.04 | 19 |
| 8 | UNIVERSITY OF MASSACHUSETTS LOWELL | 11.06 | 7 |

Performance up to March 15 2020

Source: Jack Kersting, JHK Forecasts

https://projects.jhkforecasts.com/democratic_primary/analysis/

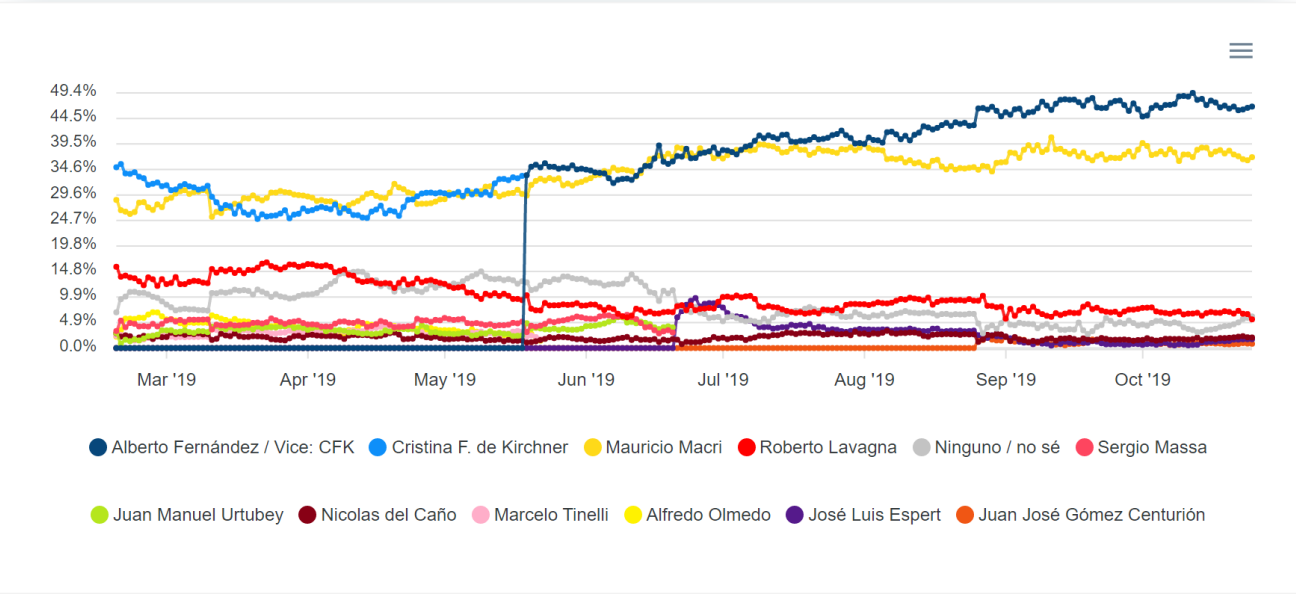
In the 2020 Municipal Elections in Brazil, in each of the five cities polled by AtlasIntel (São Paulo, Rio de Janeiro, Recife, Fortaleza, and Porto Alegre) no other polls came closer to the final results.

Desempenho das pesquisas de opinião

PREFEITO DE SÃO PAULO - 2020 - 2º TURNO

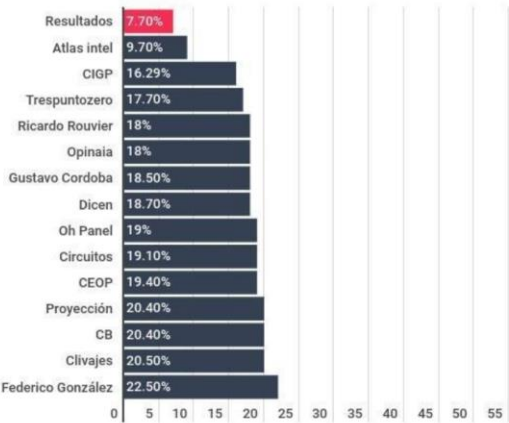
| | | 1 | | 2 | | 3 | | 4 | | 5 | | 5 | |
|-----------------------|-----------|---------------|------|--------------------|------|------------------------|------|-----------------------|------|-----------------|------|------------------------|------|
| | | Atlas | | Ibope | | Datafolha | | Paraná Pesquisas | | XP / Ipespe | | Realtime Big Data | |
| Registro no TSE | | SP-01322/2020 | | SP-02990/2020 | | SP-02990/2020 | | SP-05951/2020 | | SP-09138/2020 | | SP-02990/2020 | |
| Margem de erro | | +/- 2p.p. | | +/- 3p.p. | | +/- 2p.p. | | +/- 3p.p. | | +/- 3.5p.p. | | +/- 3p.p. | |
| Método de coleta | | Web | | Face a face | | Face a face | | Face a face | | Telefone | | Telefone | |
| Data de divulgação | | 27.11.2020 | | 28.11.2020 | | 28.11.2020 | | 27.11.2020 | | 26.11.2020 | | 28.11.2020 | |
| Veículo de divulgação | | El País | | TV Globo / Estadão | | Folha de SP / TV Globo | | BAND / Gazeta do Povo | | Valor Econômico | | CNN Brasil / TV Record | |
| | Resultado | Resultado | Erro | Resultado | Erro | Resultado | Erro | Resultado | Erro | Resultado | Erro | Resultado | Erro |
| | | | | | | | | | | | | | |
| Bruno Covas | 59.5 | 58.1 | 1.4 | 57 | 2.5 | 55 | 4.5 | 54.6 | 4.9 | 54 | 5.5 | 54 | 5.5 |
| Guilherme Boulos | 40.6 | 41.9 | 1.4 | 43 | 2.5 | 45 | 4.5 | 45.4 | 4.9 | 46 | 5.5 | 46 | 5.5 |
| | | | | | | | | | | | | | |
| | | | | | | | | | | | | | |
| Erro da pesquisa | | | 1.4 | | 2.5 | | 4.5 | | 4.9 | | 5.5 | | 5.5 |

AtlasIntel had the best performance in anticipating the results of the 2019 Presidential Elections in Argentina. We conducted the only poll that predicted the results of all candidates within the margin of error.



Diferencia entre las encuestas y los resultados en las elecciones 2019

Diferencia



Fuente: relevamiento de Chequeado en base a 14 encuestas publicadas en diarios nacionales.



Ranking of polls in the 2019 Presidential Elections in Argentina

| | | 1 | | 2 | | 3 | | 4 | | 5 | | 6 | | 7 | | 8 | | 9 | | 10 | | 11 | | 12 | | 13 | | 14 | | 15 | |
|------------------------|------|-------------|-------|--------|-------|--------|-------|----------------|-------|-----------------|-------|--------|-------|----------|-------|--------|-------|-----------------|-------|----------|-------|------------|-------|---------|-------|-------------------|-------|-----------|-------|---------------|-------|
| | | Atlas Intel | | CIGP | | UDES | | TresPunto Zero | | Ricardo Rouvier | | Dicen | | Oh Panel | | CELAG | | Gustavo Cordoba | | Clivajes | | Proyección | | Opinaia | | Federico Gonzales | | Circuitos | | CB Consultora | |
| | | Result | Diff. | Result | Diff. | Result | Diff. | Result | Diff. | Result | Diff. | Result | Diff. | Result | Diff. | Result | Diff. | Result | Diff. | Result | Diff. | Result | Diff. | Result | Diff. | Result | Diff. | Result | Diff. | Result | Diff. |
| Alberto Fernández | 48.1 | 49.5 | 1.4 | 51.4 | 3.3 | 51 | 2.9 | 52.5 | 4.4 | 52.3 | 4.2 | 51.9 | 3.8 | 52 | 3.9 | 52.8 | 4.7 | 52.2 | 4.1 | 53.7 | 5.6 | 54.56 | 6.5 | 55.3 | 7.2 | 54.0 | 5.9 | 53.7 | 5.6 | 58.0 | 9.9 |
| Mauricio Macri | 40.4 | 39.6 | 0.8 | 35.1 | 5.3 | 34 | 6.4 | 34.8 | 5.6 | 34.3 | 6.1 | 33.2 | 7.2 | 33 | 7.4 | 33.4 | 6.9 | 32.7 | 7.7 | 33.2 | 7.2 | 33.87 | 6.5 | 34.0 | 6.3 | 31.5 | 8.5 | 30.4 | 10.0 | 34.4 | 5.9 |
| Roberto Lavagna | 6.2 | 6.7 | 0.5 | 7.5 | 1.3 | 8 | 1.8 | 6.6 | 0.4 | 7.6 | 1.4 | 10.1 | 3.9 | 10 | 3.8 | 7.6 | 1.5 | 9.8 | 3.6 | 8.2 | 2.0 | 6.998 | 0.8 | 6.4 | 0.2 | 8.2 | 2.0 | 9.8 | 3.6 | 4.5 | 1.7 |
| Nicolas del Caño | 2.2 | 2.0 | 0.2 | 2.2 | 0.0 | 3 | 0.8 | 2.7 | 0.5 | 2.9 | 0.7 | 2.2 | 0.0 | 2 | 0.2 | 2.5 | 0.3 | 2.5 | 0.3 | 2.8 | 0.6 | 2.13 | 0.0 | 2.1 | 0.0 | 2.3 | 0.1 | 3.4 | 1.2 | 1.4 | 0.7 |
| Juan José G. Centurión | 1.7 | 1.0 | 0.7 | 2.2 | 0.5 | 2 | 0.3 | 2.1 | 0.4 | 1.6 | 0.1 | 1.4 | 0.3 | 2 | 0.3 | 2.5 | 0.8 | 1.6 | 0.1 | 1.2 | 0.5 | 1.318 | 0.4 | 1.1 | 0.6 | 2.1 | 0.4 | 1.5 | 0.2 | 1.0 | 0.7 |
| José Luis Espert | 1.5 | 1.2 | 0.3 | 1.7 | 0.2 | 2 | 0.5 | 1.3 | 0.2 | 1.4 | 0.1 | 1.3 | 0.2 | 1 | 0.5 | 1.1 | 0.4 | 1.2 | 0.3 | 0.9 | 0.6 | 1.116 | 0.4 | 1.1 | 0.4 | 1.9 | 0.4 | 1.2 | 0.3 | 0.7 | 0.8 |
| AF / MM Difference | 7.7 | 9.9 | 16.3 | 17.0 | 17.7 | 18.0 | 18.7 | 19.0 | 19.4 | 19.5 | 20.5 | 20.7 | 21.3 | 22.5 | 23.3 | 23.5 | | | | | | | | | | | | | | | |
| | | 2.2 | 8.6 | 9.3 | 10.0 | 10.3 | 11.0 | 11.3 | 11.7 | 11.8 | 12.8 | 13.0 | 13.6 | 14.1 | 15.1 | 15.4 | | | | | | | | | | | | | | | |



#EleccionesArgentina

Las encuestas y las elecciones 2019: sólo una consultora brasileña se acercó en el resultado

Translate Tweet



Atlas Tracking PRO

High-frequency polling tool based on AtlasIntel's proprietary methodology for data collection, validation, and stratification.

✓ Currently coverage:

North America

- United States
- Mexico

US States

- Arizona
- Florida
- Georgia
- Ohio
- Michigan
- North Carolina
- Pennsylvania
- Texas

South America

- Argentina
- Brazil
- Chile
- Colombia
- Ecuador
- Peru

Europe

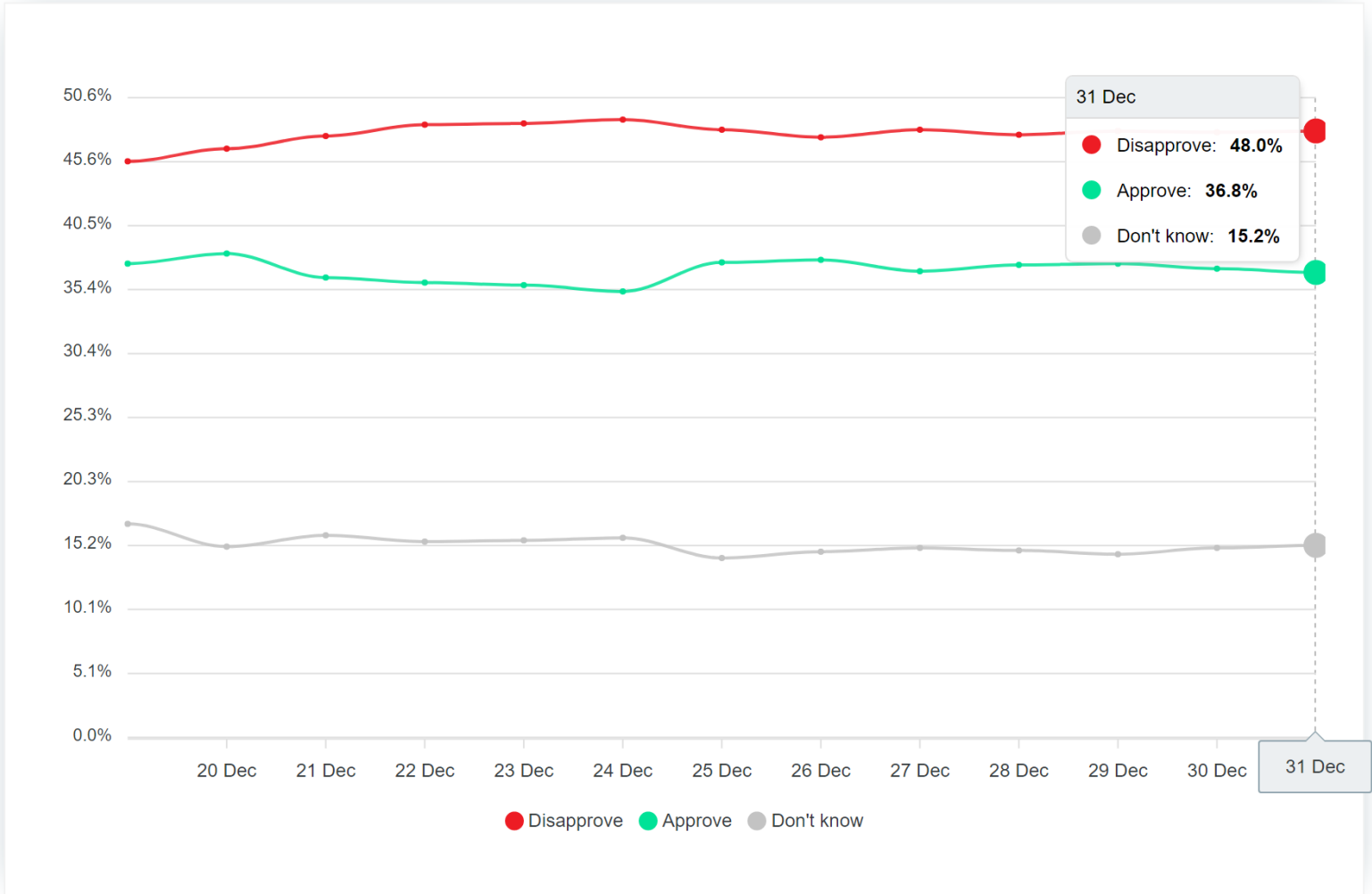
- France
- Germany
- Netherlands
- Italy
- Spain
- UK



Atlas Tracking PRO is accessible in real time to our subscribers

Do you approve or disapprove Governor Brian Kemp's conduct during the 2020 Presidential Election?

Last update 01/01/2021 22:50 EDT

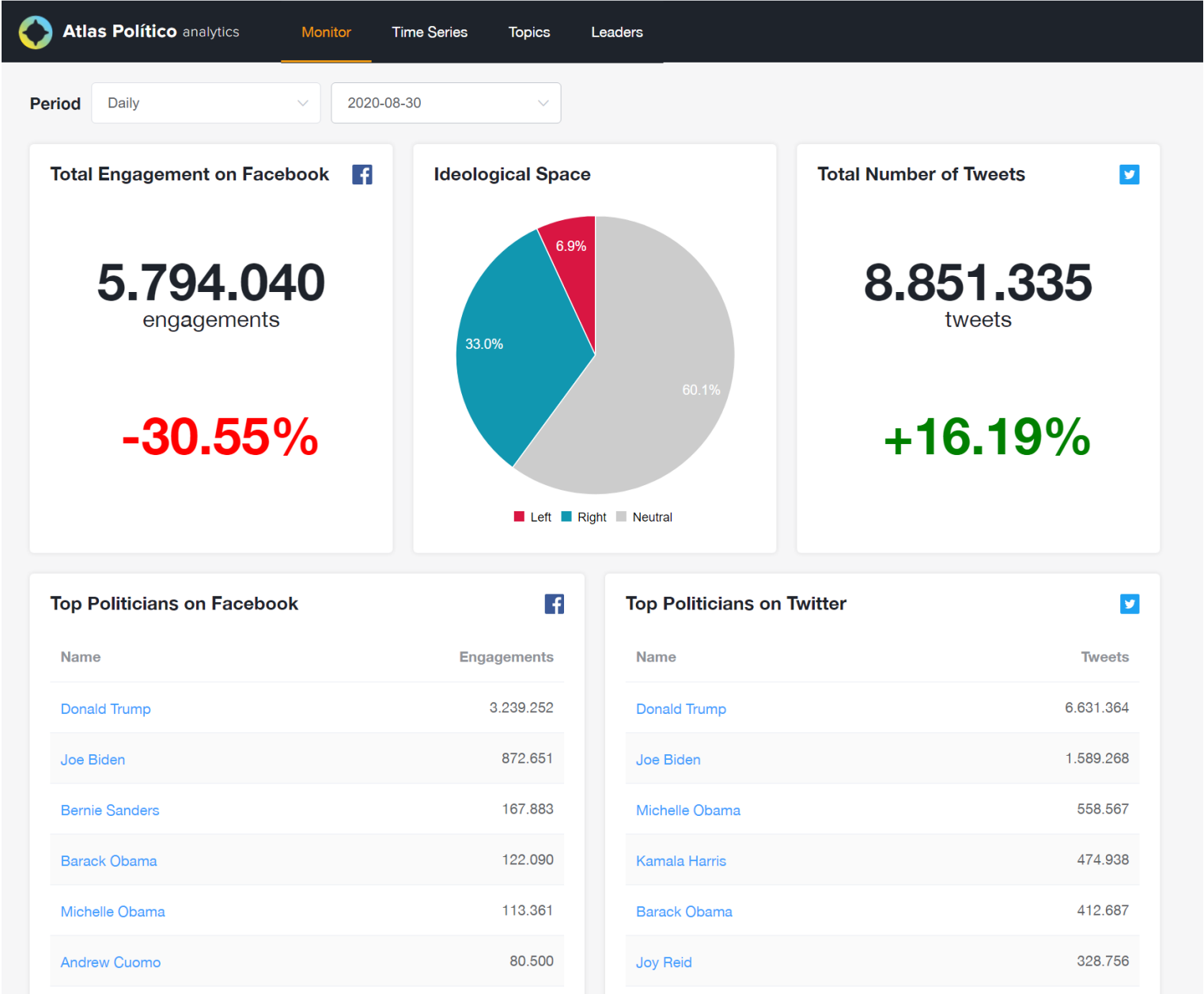


Atlas Monitor

Atlas Monitor tracks political engagement in social media in real time. We deploy big data tools to transform huge quantities of information into intuitive and useful indicators that reveal the impact of network sentiment on political developments and electoral dynamics. All of our work carefully adheres to the privacy rights of social media users, to platform policies, and to local and international legislation.



Atlas Monitor is accessible in real time to our subscribers



Media & Client Inquiries: info@atlasintel.org

